

Fold 1
(mountain)

Fold 2
(valley)

Fold 3
(mountain)



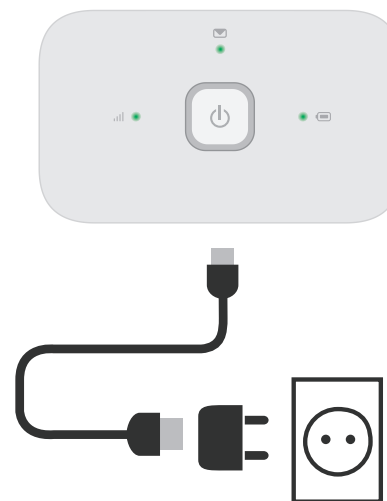
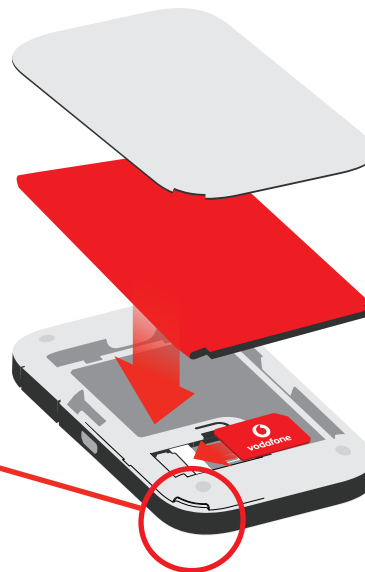

1 Open

2 Insert SIM & battery

3 Charge

Get connected
Vodafone Mobile Wi-Fi
R218h

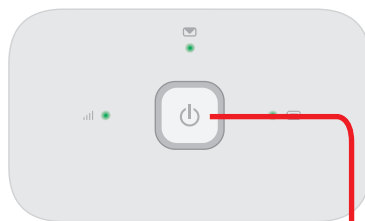
Vodafone
Power to you



Note: you can use your computer's USB port for power as well.

4 Start

5 Connect



Push and hold the power key



Choose Wi-Fi on your computer, smartphone or tablet settings, then select your Mobile Wi-Fi network name.

Enter the password to connect and open the web app.

When you first connect to the network you may be asked to activate your SIM. If you're asked to unlock your SIM card, go to <http://vodafonemobile.wifi> and enter the PIN for your SIM.

Turn over for more information about using your Vodafone Mobile Wi-Fi.

Your Vodafone Mobile Wi-Fi
network name & password

SSID sticker here

Fold 1
(mountain)

Fold 2
(valley)

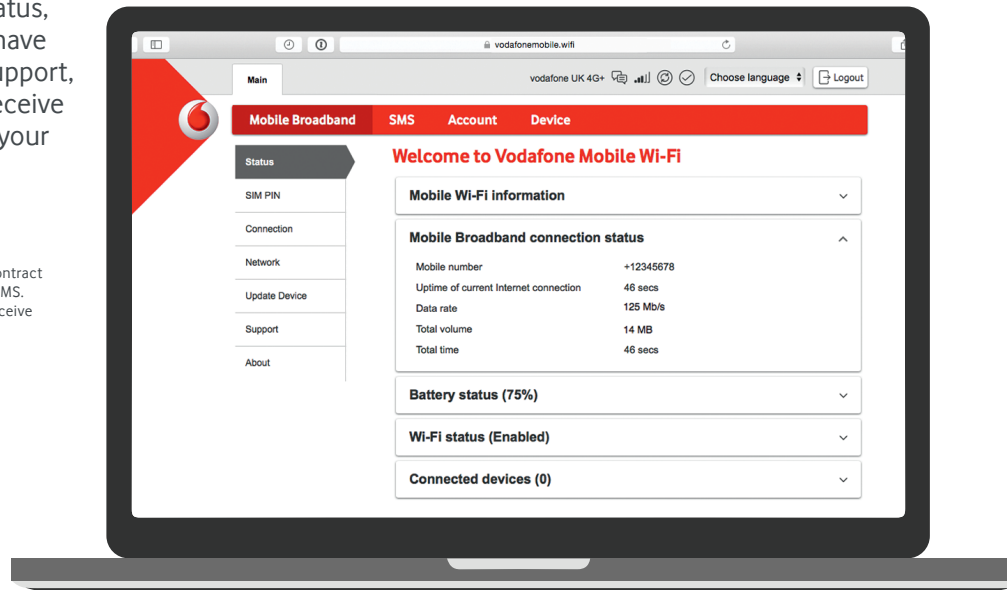
Fold 3
(mountain)

Using the web interface at vodafonemobile.wifi

You can find the web app on vodafonemobile.wifi if it doesn't appear automatically when you connect. Then login using the password **admin**.

Then you can see your network and Wi-Fi status, how much data you have used, get help and support, and even send and receive SMS messages from your computer.

Note for UK users only: if you are a Contract customer you can send and receive SMS. Pay As You Go customers will only receive network notifications



Download the monitor app

The Vodafone Mobile Wi-Fi Monitor app is a quick and easy way to monitor your network on a smartphone or tablet.

Download the app from your device's app store, or scan the appropriate QR code here to take you to the app store.

iOS
(iPhone or iPad)



Android
(smartphone or tablet)



The lights



Mobile broadband signal

- Good
- Weak
- No network

SMS messages

- New SMS
- (Blinking) Inbox full

Battery charge

- Good
- (Blinking) Charging
- Low

Note: while updating your R218h all the lights will blink green until restarting.

To find out more about your device, please visit vodafone.com/R218h

© Vodafone Group 2017. Vodafone and the Vodafone logos are trade marks of Vodafone Group. Any product or company names mentioned herein may be the trade marks of their respective owners.